



Community Meeting Instruction Packet

Henrico County would like to thank you for being a part of the HenricoNEXT planning process. In this packet you will find:

- **Henrico County Community Overview-** Use the information to facilitate as you discuss the questions in this packet.
- **Sign-in Form-** Please include information regarding the attendees of today's meeting.
- **Questions & Responses-** All attendees are encouraged to engage in discussions and provide any questions, comments, and suggestions to the County.

For additional information regarding the HenricoNEXT planning process, please visit

www.henriconext.us

Instructions for hosting a Community Meeting

Please complete and submit the attached sign-in form and response pages. Completed forms can be submitted to the email address below:

- o **Email:** compplan@henrico.us

If you want to explore our other HenricoNEXT resources and stay updated on our planning process, please visit www.henriconext.us and sign up for email updates. Additional questions can be sent to compplan@henrico.us



HENRICO COUNTY OVERVIEW

HENRICO COUNTY

- **Total 2020 Population: 334,389**
- **Average Household Size: 2.53**
- **Median Household Income: \$70,307**
- **Poverty Rate: 9.1%**
- **Unemployment Rate: 2.9%**
(As of March 2022)
- **High School Graduate or Higher: 91%**
(Population 25 years and older)
- **Bachelor's Degree or Higher: 43%**
(Population 25 years and older)
- **Fiscal Stress Rank out of 133 Virginia Localities: 94**
(Lower rank = higher stress)
- **School Composite Index Score: 0.4279**
(On a scale of 0.0-0.8, a lower score indicates a locality's lower ability to pay for education related costs)
- **Henrico County Public School students eligible for free or reduced lunch: 44.79%**
- **Percentage of residents over 55 years of age: 28%**

COMPARISON

Henrico County's population **increased** by nearly **9%** between 2010-2020 compared to the Richmond MSA's (Metropolitan Statistical Area) increase of 4% during that same time period.

Henrico County's average household size **increased** by nearly **6%** between 2000 and 2019, following both state and national trends.

Henrico County's median household income has remained **steady** since 2000. During this time, Virginia and the Richmond MSA also experienced low growth in median household income.

Henrico County's poverty rate has **decreased** since 2010 to reach **9.1%** in 2019, following similar trends both in the Richmond MSA and Virginia.

In March 2022, Henrico County's unemployment rate was **2.9%** which is slightly **lower** than Virginia's unemployment rate of 3.0%.

The percent of the population in Henrico County with a high school diploma or higher **increased** from 89% in 2010 to **91%** in 2019.

Between 2010 and 2019, the percentage of the population in Henrico County with a bachelor's degree or higher **grew** from 39% in 2010 to **43%** in 2019.

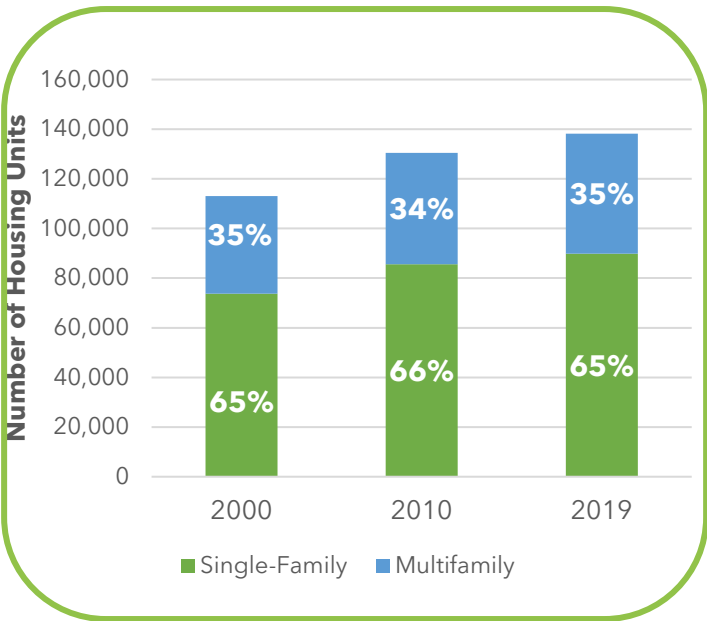
In 2020, Henrico County ranked **94** out of 133 localities in the Fiscal Stress Ranking compared to the City of Richmond's ranking of 25, Chesterfield County's 89, and Hanover County's 120.

The School Composite Index Score indicates the school district's ability to pay education costs fundamental to Virginia's 'Standards of Quality'. Between 2020-2022, Henrico County scored **0.4279**.

Between 2019 and 2020, **44.79%** of Henrico County Public School students were eligible for free or reduced lunch compared to the City of Richmond's 100%, Hanover County's 22.58%, and Chesterfield County's 38.09%.

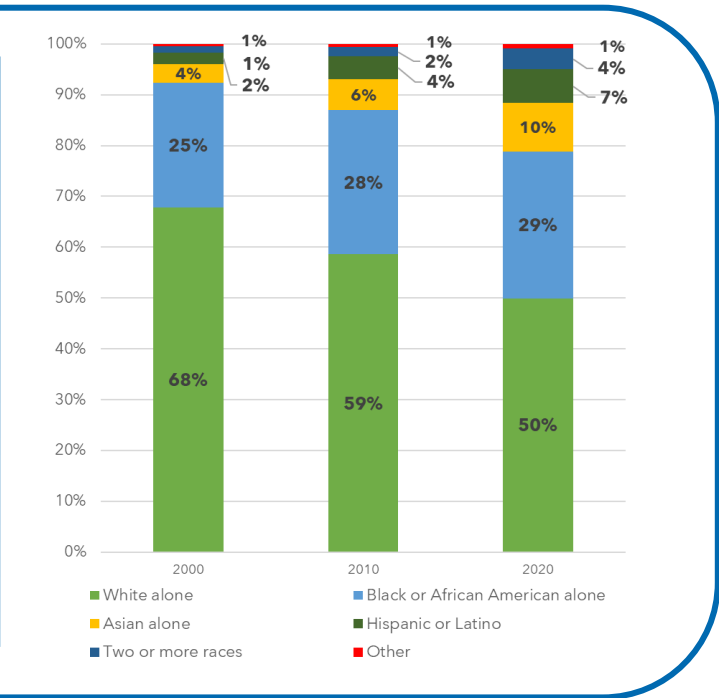
In 2019, the percentage of Henrico County's population older than 55 years of age was **28%** which aligns with similar percentages in Virginia and the Richmond MSA.

- The total number of housing units in Henrico County **increased** from **130,482** in 2010 to **137,141** in 2019.
- In 2019, single-family homes represented **65%** of the housing stock in the county with multifamily units representing nearly **35%**.
- The median home value of owned homes in Henrico County **increased** between 2000 and 2019 to reach **\$242,600**.

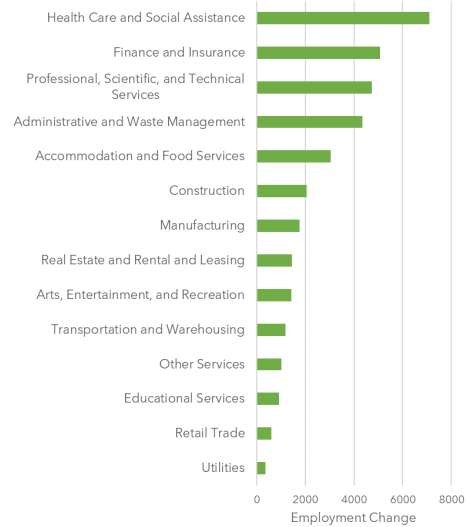


- The Department of Housing and Urban Development defines cost burdened as households spending **more than thirty percent** of their income on housing.
- Nearly **one in two** renters in Henrico County is cost burdened compared to one in five homeowners who are cost burdened.

- Nearly **five** out of ten Henrico County residents identified with a race or ethnic group other than White in 2020.
- The number of Henrico County residents who identified as Black or African American alone increased from 25% in 2000 to **29%** in 2020.
- In 2019, **42,000** residents (**13%**) of Henrico County residents were foreign-born or were not a US citizen at birth.

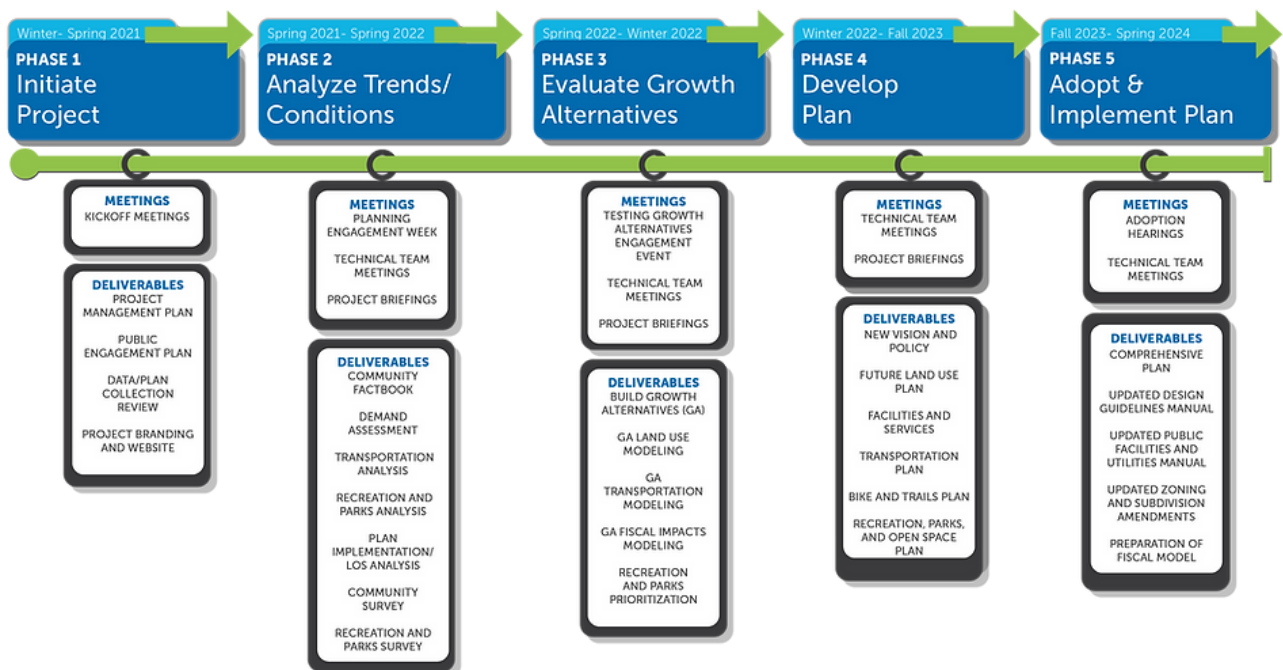


- Between 2010 and 2019, the **Health Care and Social Assistance** sector added **7,097** jobs, the **Finance and Insurance** sector added **5,068** jobs, and the **Professional, Scientific, and Technical Service** sector added **4,731** jobs.



- There are **3,253** acres of parks operated by Henrico County’s Division of Recreation and Parks. An additional **667** acres of County-owned land are proposed for future parks.
- In Henrico County, there are **1,393** miles of roads, **267** miles of sidewalks, **42** miles of paved trails, and **14** miles of bike lanes.
- Henrico County has a total of **75** schools and educational facilities which are comprised of **46** Elementary Schools, **12** Middle Schools, **9** High Schools, **3** Advanced Career Education Centers, **4** Alternative Program Centers, and **1** Henrico Virtual Academy.

The HenricoNEXT planning process was initiated in Winter 2021. The diagram below shows the different planning phases and the meetings and deliverables to be expected during each phase.



Notable Accomplishments following the adoption of the 2026 Comprehensive Plan:

Kinsale

Brookland



GreenCity Ecodistrict

Fairfield



Innsbrook

Three Chopt



Regency Square

Tuckahoe



Meta at White Oak

Technology Park

Varina



Public Facilities and Park Projects initiated following the adoption of the 2026 Comprehensive Plan:

Glover Park

Brookland

- Partially funded through the 2016 Bond Referendum
- In progress as of September 2022



Belmont Golf Course

Fairfield


- In 2019, the Board of Supervisors approved a 20-year lease of the Belmont Golf Course to the First Tee of Greater Richmond
- The Belmont Park Master Plan was completed in December 2019



Tuckahoe Creek Park

Three Chopt & Tuckahoe

- Phases I and II completed as of September 2022, Phase III is ongoing
- Phase II completed a neighborhood pedestrian link from Ridgefield Parkway to Old Coach Lane



Taylor Farm Park

Varina

- 2016 Bond Referendum funded project
- Estimated completion date: Summer 2023



